



RADKERSBURG

Die Steirischen Abfallwirtschaftsverbände

M: awv.radkersburg@abfallwirtschaft.steiermark.at

W: www.awv-radkersburg.at

Abfallwirtschaftsverband (AWV) Radkersburg

Regionales Altstoffsammelzentrum (ASZ)

Ratschendorf 267, 8483 Deutsch Goritz

www.awv-radkersburg.at

Tel. 0699 18 19 20 21

Jahresbericht

2016


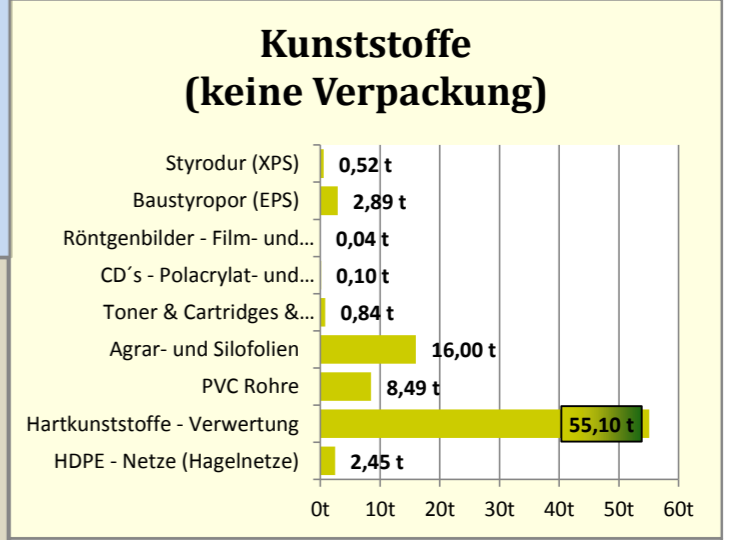
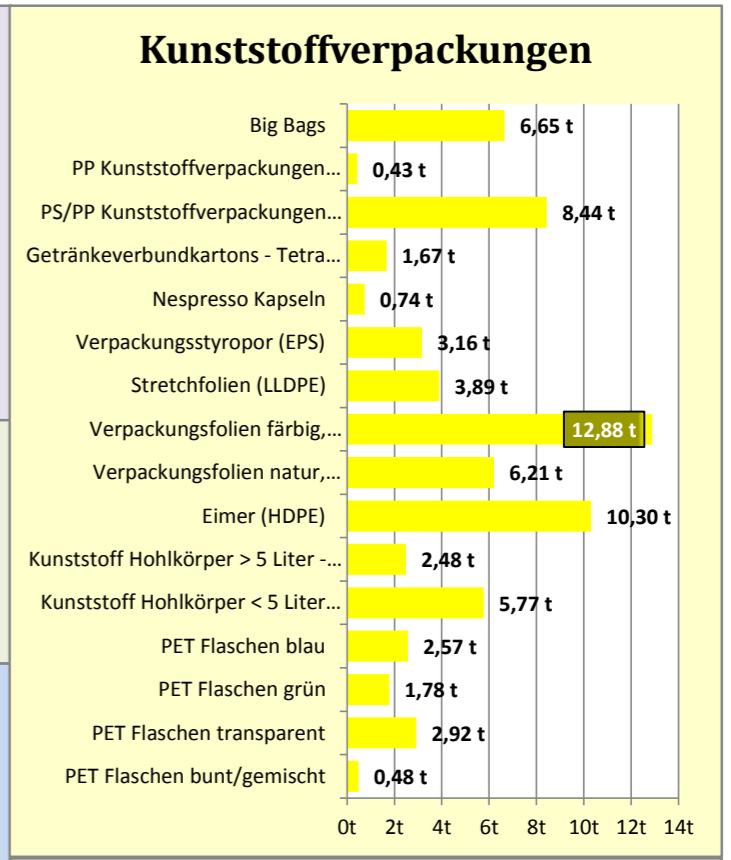
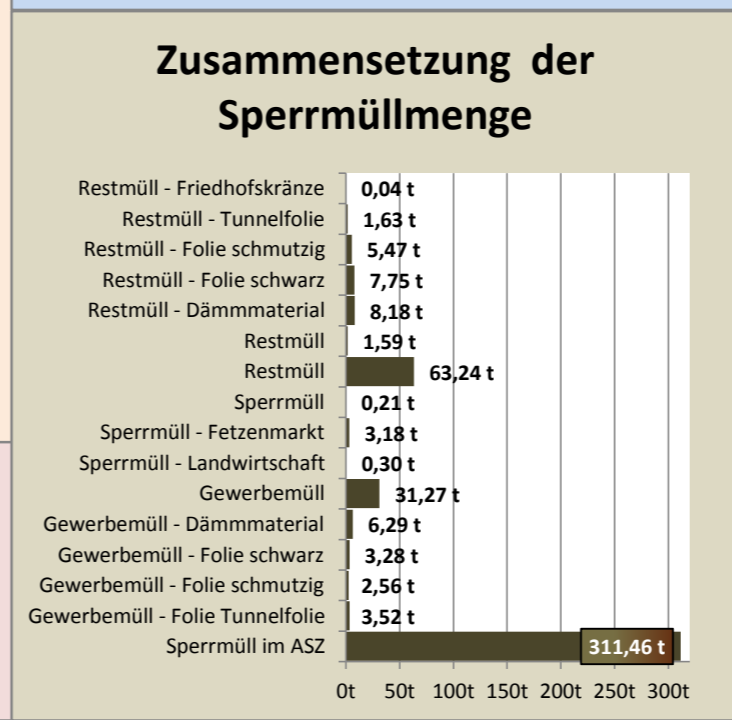

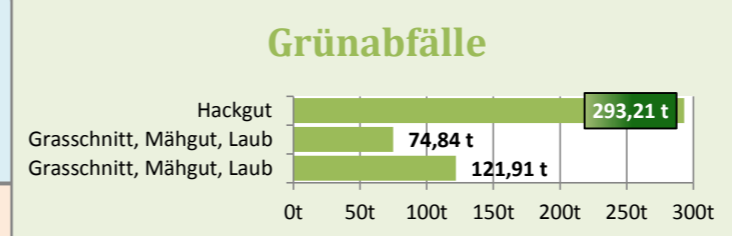
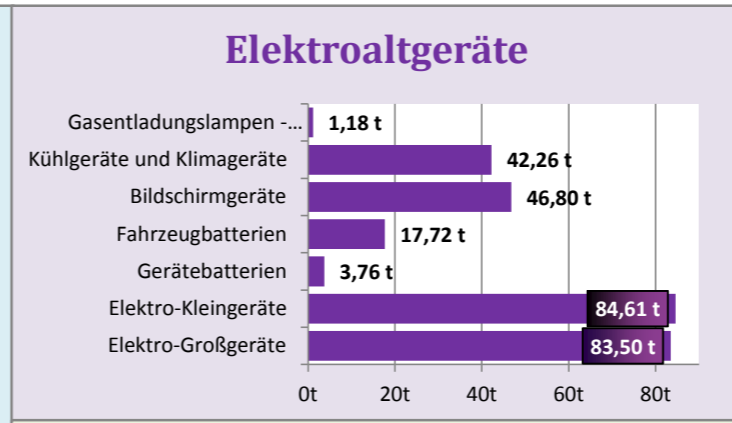
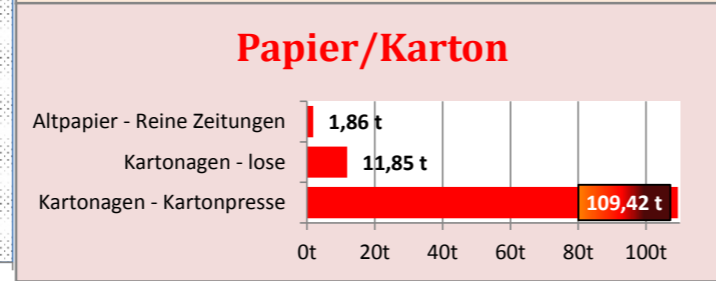
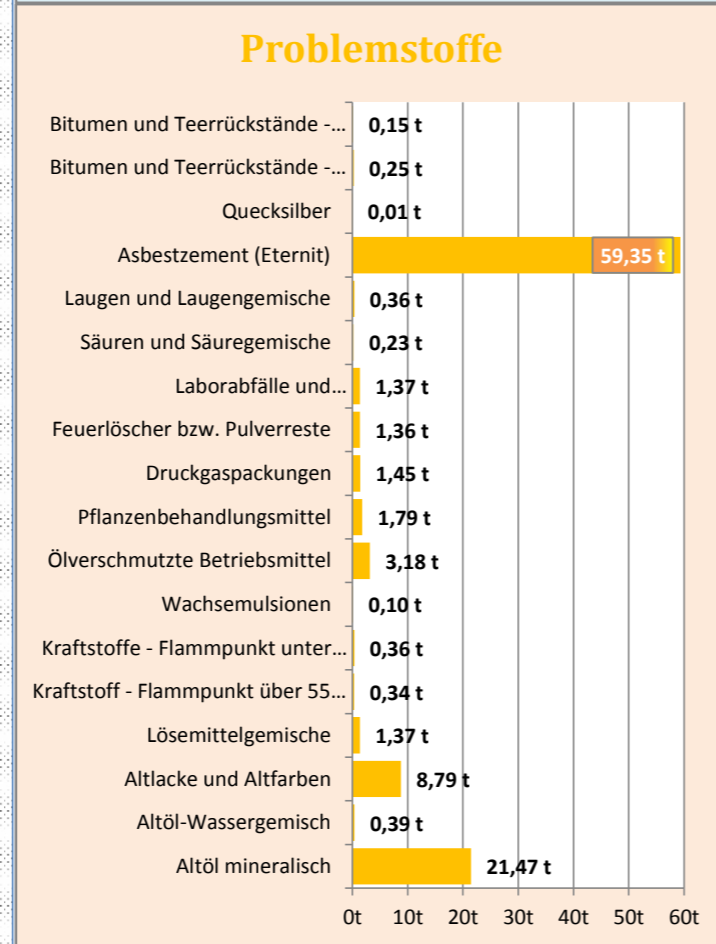
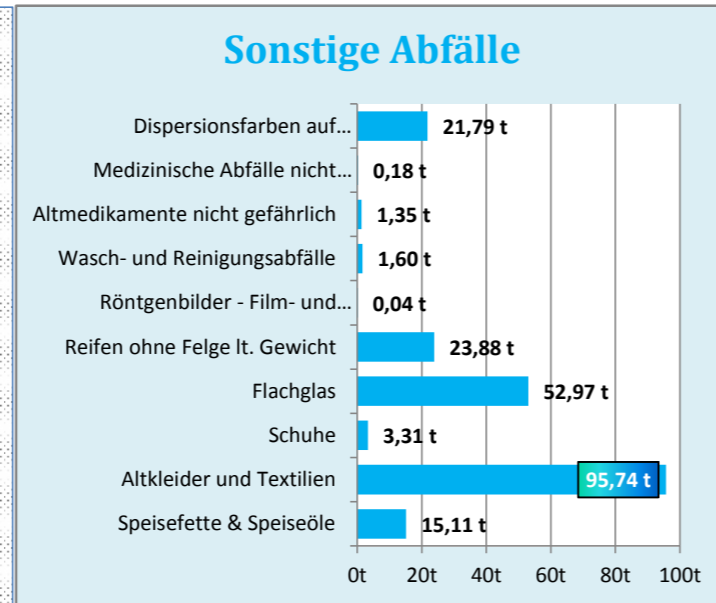
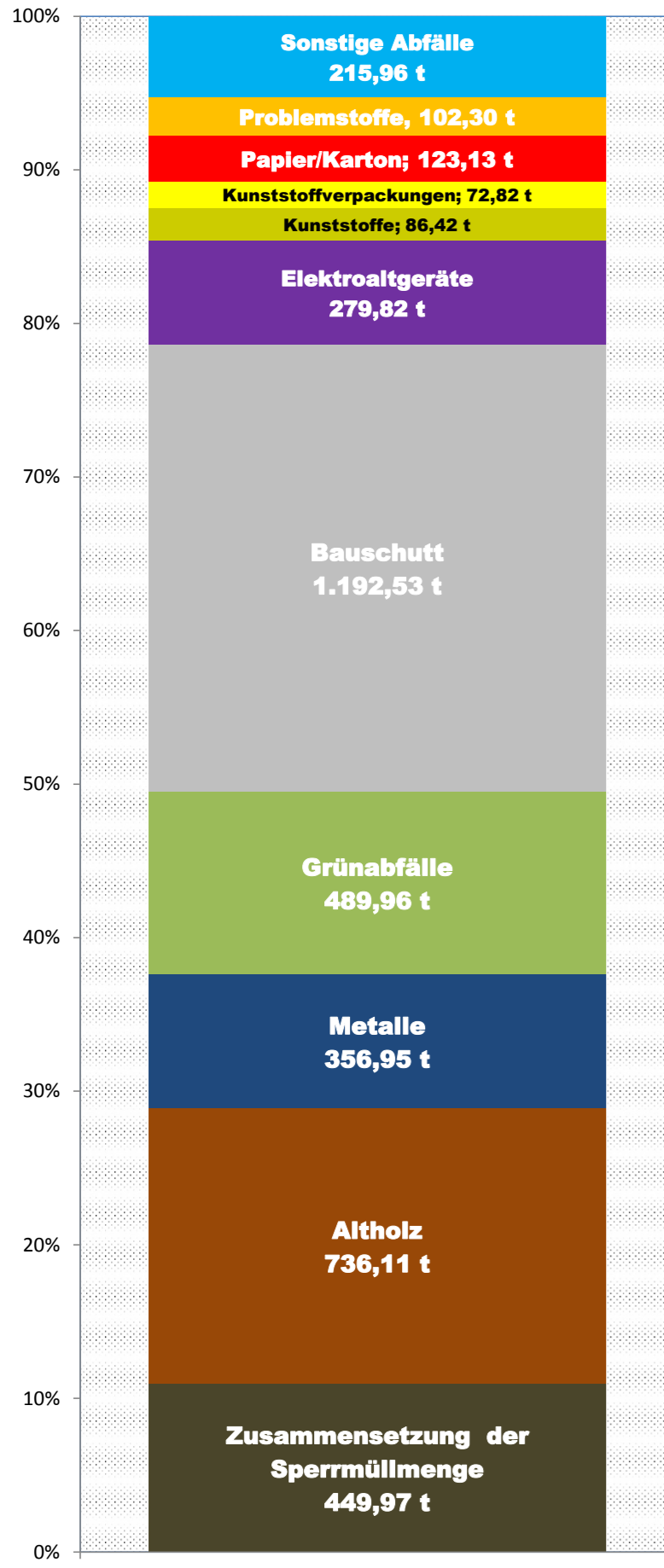


**ALTSTOFF
SAMMEL
ZENTRUM**

DIE NEUE ABFALLKULTUR



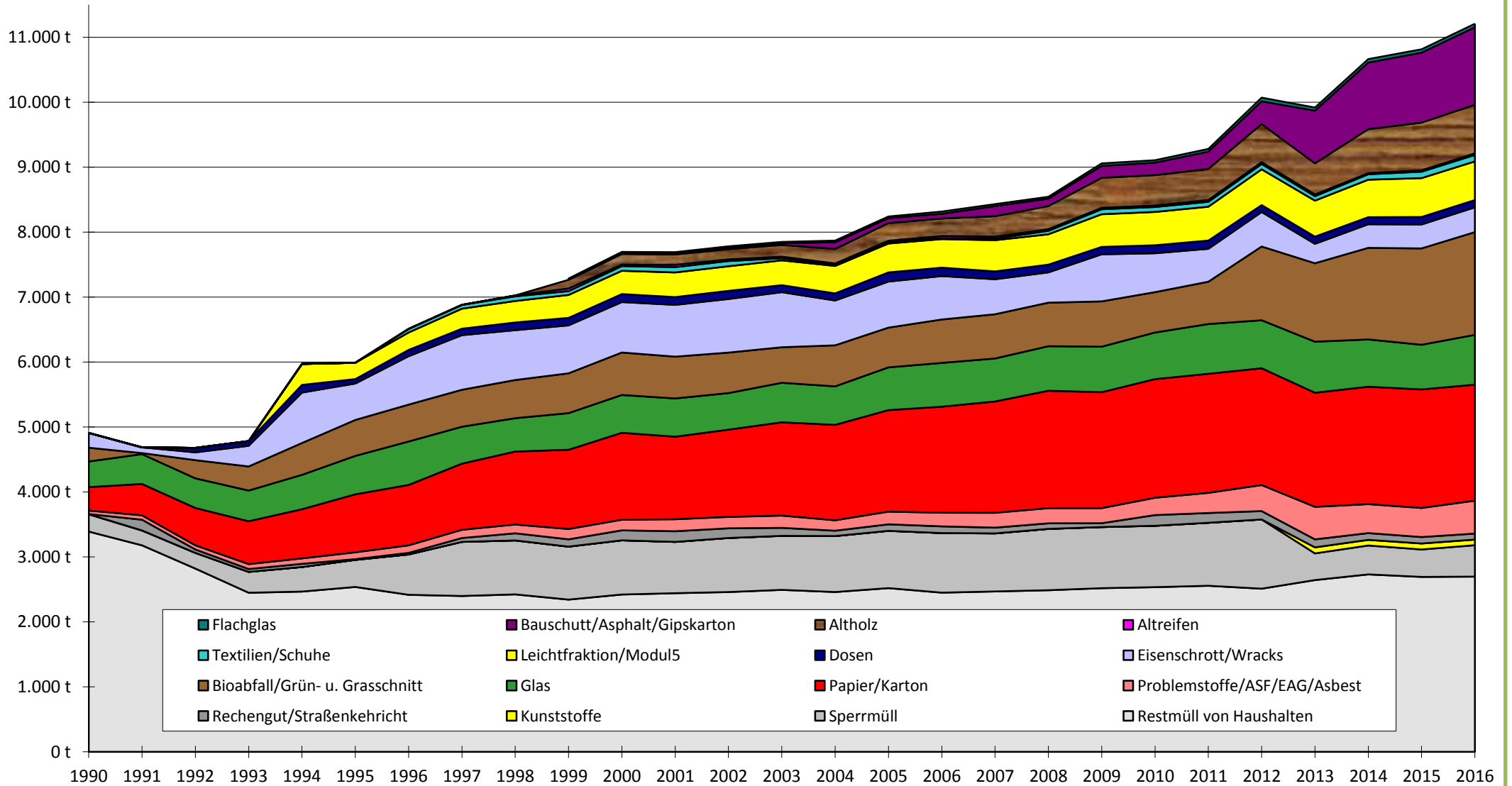
Mengen 2016 im regionalen ASZ Ratschendorf



**ALTSTOFF
SAMMEL
ZENTRUM**

Entwicklung der Müllmenge seit 1990 im AWW Radkersburg

Gesamtmenge 2016: 11.208,97 Tonnen
 das entspricht: 502,2 Kg
 für jede/n BürgerIn im Verband Radkersburg



	2016	2015	2014	2013	2012	2011	2010	2009	2008	2007	2006	2005	2004	2003	2002	2001	2000	1999	1998	1997	1996	1995	1994	1993	1992	1991	1990	
Restmüll von Haushalten	2.697,62 t	2.693,40 t	2.731,87 t	2.644,42 t	2.511,70 t	2.556,70 t	2.535,37 t	2.519,74 t	2.488,21 t	2.469,57 t	2.450,77 t	2.520,62 t	2.460,47 t	2.493,72 t	2.460,27 t	2.442,46 t	2.422,15 t	2.343,65 t	2.424,03 t	2.399,38 t	2.417,78 t	2.538,30 t	2.467,57 t	2.449,11 t	2.821,30 t	3.178,95 t	3.390,89 t	
Sperrmüll	483,58 t	422,24 t	444,75 t	410,73 t	1.066,01 t	969,94 t	945,07 t	941,11 t	944,16 t	893,20 t	917,38 t	881,74 t	861,59 t	831,30 t	832,06 t	789,59 t	834,24 t	815,70 t	830,71 t	833,27 t	621,00 t	417,24 t	377,75 t	321,45 t	241,73 t	229,13 t	267,28 t	
Kunststoffe	86,42 t	91,62 t	86,73 t	92,79 t																								
Rechengut/Straßenkehrschutt	92,53 t	99,39 t	104,20 t	123,12 t	128,63 t	150,47 t	164,60 t	58,78 t	85,79 t	88,84 t	103,09 t	100,38 t	82,48 t	123,36 t	148,93 t	164,08 t	153,34 t	112,28 t	109,88 t	59,04 t	24,38 t	11,25 t	48,73 t	43,55 t	52,29 t	165,54 t	2,70 t	
Problemstoffe/ASF/EAG/Asbest	507,09 t	447,90 t	446,15 t	501,02 t	401,33 t	310,32 t	266,73 t	232,32 t	233,85 t	228,56 t	210,19 t	195,41 t	160,70 t	189,02 t	175,94 t	184,94 t	164,12 t	159,02 t	135,29 t	127,11 t	116,13 t	105,37 t	84,41 t	76,57 t	64,53 t	67,43 t	54,08 t	
Papier/Karton	1.785,17 t	1.824,79 t	1.807,45 t	1.755,97 t	1.797,83 t	1.832,61 t	1.826,51 t	1.784,98 t	1.807,12 t	1.713,47 t	1.632,37 t	1.562,67 t	1.468,66 t	1.435,86 t	1.343,00 t	1.270,49 t	1.338,05 t	1.220,16 t	1.123,33 t	1.017,84 t	929,69 t	892,21 t	756,80 t	659,21 t	574,46 t	482,77 t	360,84 t	
Glas	767,13 t	687,55 t	727,84 t	786,15 t	738,54 t	765,94 t	717,16 t	700,55 t	685,62 t	662,18 t	673,73 t	658,07 t	592,55 t	608,34 t	563,00 t	589,17 t	582,15 t	563,60 t	513,67 t	568,35 t	668,55 t	591,61 t	529,01 t	472,60 t	456,16 t	459,15 t	394,30 t	
Bioabfall/Grün- u. Grasschnitt	1.581,66 t	1.483,64 t	1.409,87 t	1.207,70 t	1.135,60 t	651,31 t	621,70 t	697,42 t	669,96 t	680,78 t	668,36 t	611,74 t	631,88 t	547,24 t	623,54 t	643,35 t	653,79 t	612,98 t	587,21 t	569,24 t	568,11 t	553,46 t	490,15 t	370,96 t	280,25 t	15,90 t	212,18 t	
Eisenschrott/Wracks	381,51 t	368,60 t	364,06 t	298,59 t	531,26 t	507,01 t	598,65 t	725,11 t	466,71 t	539,55 t	668,89 t	709,28 t	690,10 t	847,90 t	825,20 t	797,30 t	776,80 t	738,38 t	767,70 t	840,81 t	745,00 t	560,90 t	776,98 t	318,13 t	119,90 t	88,94 t	227,35 t	
Dosen	112,18 t	115,33 t	108,36 t	110,98 t	106,63 t	126,88 t	122,98 t	113,82 t	118,96 t	120,54 t	129,44 t	141,18 t	109,49 t	107,58 t	125,20 t	119,48 t	122,64 t	115,25 t	118,51 t	99,29 t	97,14 t	68,24 t	118,04 t	72,65 t	68,63 t	0,00 t	0,00 t	
Leichtfraktion/Modul5	594,85 t	598,06 t	577,11 t	554,34 t	550,65 t	521,03 t	513,17 t	502,71 t	467,65 t	480,35 t	439,76 t	444,39 t	422,79 t	382,14 t	378,78 t	379,58 t	358,77 t	353,15 t	331,09 t	308,07 t	267,92 t	250,92 t	321,85 t	0,00 t	0,00 t	0,00 t	0,00 t	
Textilien/Schuhe	99,51 t	98,79 t	83,90 t	68,78 t	82,05 t	75,52 t	76,18 t	77,00 t	53,32 t	23,78 t	16,11 t	15,87 t	18,78 t	33,14 t	80,40 t	82,21 t	72,52 t	59,01 t	71,30 t	58,06 t	55,41 t	0,00 t	0,00 t	0,00 t	0,00 t	0,00 t	0,00 t	
Altreifen	24,46 t	22,07 t	18,22 t	25,40 t	27,51 t	24,62 t	20,24 t	23,05 t	25,17 t	31,48 t	31,05 t	26,45 t	17,78 t	25,28 t	23,47 t	35,58 t	22,75 t	39,70 t	11,82 t									
Altholz	749,77 t	733,39 t	676,54 t	479,86 t	587,23 t	481,83 t	470,49 t	461,38 t	355,83 t	313,91 t	269,43 t	272,00 t	226,15 t	179,33 t	159,70 t	159,43 t	163,97 t	133,36 t										
Bauschutt/Asphalt/Gipskarton	1.192,53 t	1.078,14 t	1.024,56 t	811,46 t	350,74 t	266,07 t	192,38 t	182,70 t	113,90 t	155,30 t	73,15 t	76,29 t	102,91 t	26,00 t	21,50 t	16,00 t	12,50 t	7,00 t										
Flachglas	52,97 t	50,94 t	53,30 t	47,36 t	55,83 t	41,91 t	37,00 t	38,50 t	29,00 t	31,00 t	34,00 t	25,50 t	24,50 t	20,00 t	21,50 t	19,00 t	19,00 t	13,50 t										
Summen	11.208,97 t	10.815,85 t	10.664,90 t	9.918,67 t	10.071,52 t	9.282,16 t	9.108,22 t	9.059,18 t	8.545,24 t	8.432,49 t	8.317,72 t	8.241,60 t	7.870,83 t	7.850,21 t	7.782,48 t	7.692,66 t	7.696,80 t	7.286,73 t	7.024,52 t	6.880,46 t	6.511,11 t	5.989,50 t	5.971,29 t	4.784,23 t	4.679,24 t	4.687,81 t	4.909,62 t	
Summe Altstoffe	7.935,25 t	7.600,82 t	7.384,08 t	6.740,39 t	6.365,18 t	5.605,05 t	5.463,18 t	5.539,55 t	5.027,08 t	4.980,88 t	4.846,49 t	4.738,85 t	4.466,29 t	4.401,83 t	4.341,22 t	4.296,53 t	4.287,07 t	4.015,10 t	3.659,90 t	3.588,77 t	3.447,95 t	3.022,71 t	3.077,24 t	1.970,12 t	1.563,92 t	1.114,19 t	1.248,75 t	

AWV Radkersburg - Abfallmengen 2016
Gesamtaufstellung in Tonnen

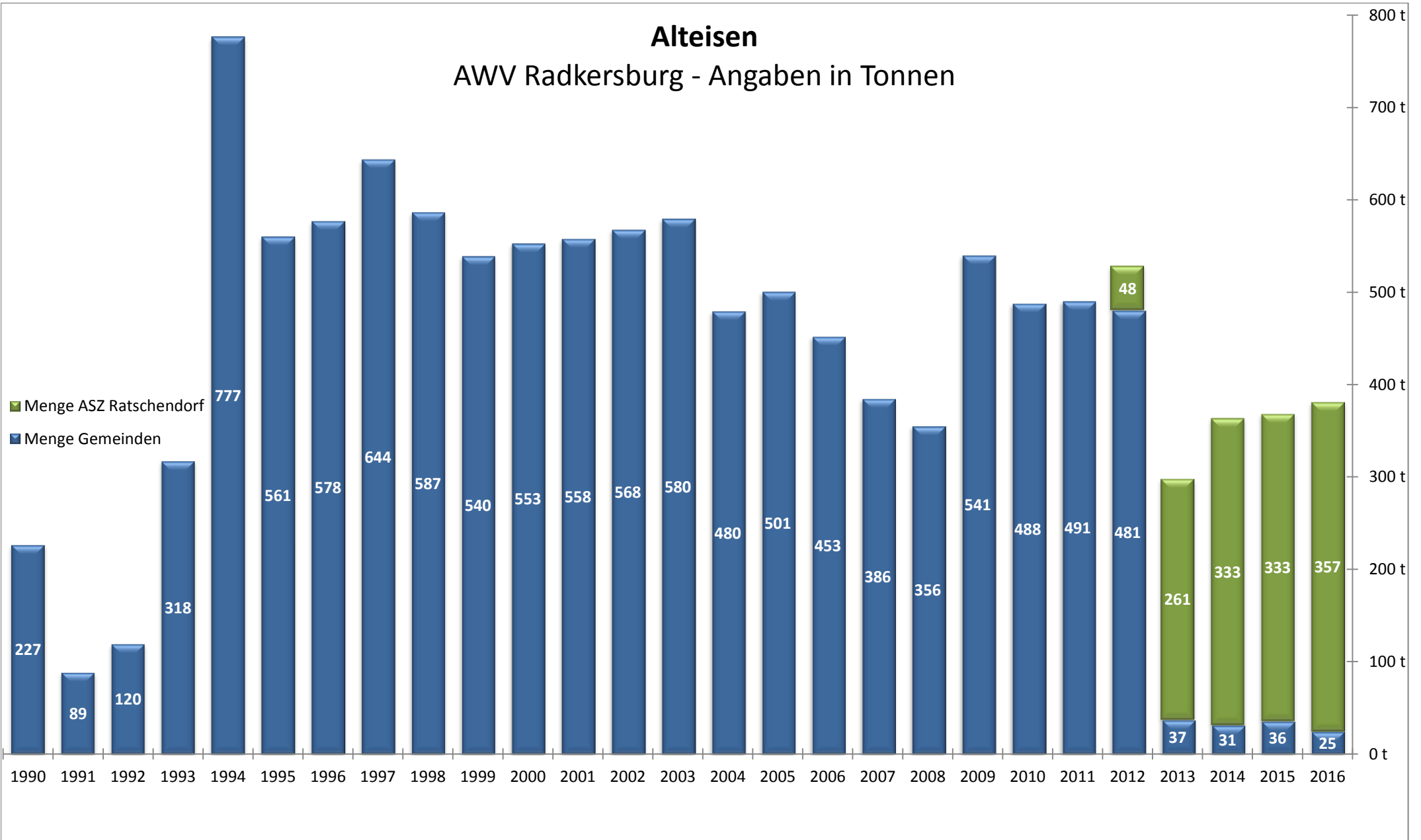
GEMEINDE	Restmüll	Sperrmüll	Kunststoffe	sonst. Abfall	Papier	Glasverp.	Bio	Eisen	Wracks	EAG	Dosen	Leichtfraktion	Textilien	Problemstoffe	ASF	Reifen	Altholz	Asbest	Bauschutt	Flachglas	SUMME	
																					GESAMTE ABFÄLLE	
Bad Radkersburg	739,96	7,18		39,72	346,78	174,21	1.102,97	6,09		0,08	16,60	81,79	9,35	26,86	9,55		1,82					2.562,95
Deutsch Goritz	183,87	12,42		6,14	120,47	78,60	3,59				11,61	43,00										459,70
Halbenrain	219,03			6,62	127,10	38,18	30,16	3,24			7,51	45,04	3,97		0,68							481,53
Klöch	120,88			5,72	86,82	37,22	27,72				6,18	30,24	4,75									319,54
Mettersdorf	131,60			0,15	83,43	39,78	8,41	8,93		0,24	6,26	31,70	5,61									316,11
Mureck	372,47	1,93		3,06	272,46	98,45	180,27				17,34	86,07										1.032,05
Murfeld	169,93			11,62	113,78	65,90	4,98				7,95	38,04	2,66									414,86
St.Peter a.O.	316,63			14,42	195,45	91,59	2,89				18,04	56,77	11,89		0,35							708,02
Straden	320,39	12,08		5,08	234,74	109,21	11,01	6,30		0,91	13,60	82,48	14,60	1,32	1,76	0,58	11,84					825,90
Tieschen	122,86				81,01	33,99	12,91				7,09	29,35	2,73		1,52							291,45
Reg. ASZ		449,97	86,42		123,13		196,75	356,95		262,10		70,37	43,96	127,25	15,11	23,88	736,11	59,35	1.192,53	52,97		3.796,86
SUMME AWV	2.697,62	483,58	86,42	92,53	1.785,17	767,13	1.581,66	381,51		263,33	112,18	594,85	99,51	155,43	28,97	24,46	749,77	59,35	1.192,53	52,97		11.208,97

AWV Radkersburg - Abfallmengen 2016
Gesamtaufstellung in kg pro Einwohner

GEMEINDE	Restmüll	Sperrmüll	Kunststoffe	sonst. Abfall	Papier	Glas	Bio	Eisen	Wracks	EAG	Dosen	Leichtfraktion	Textilien	Problemstoffe	ASF	Reifen	Altholz	Asbest	Bauschutt	Flachglas	SUMME	
																					GESAMTE ABFÄLLE	
Bad Radkersburg	237,55	2,30		12,75	111,33	55,92	354,08	1,96		0,03	5,33	26,26	3,00	8,62	3,07		0,58					822,78
Deutsch Goritz	102,38	6,92		3,42	67,08	43,76	2,00				6,46	23,94										255,96
Halbenrain	126,24			3,82	73,26	22,01	17,38	1,87			4,33	25,96	2,29		0,39							277,54
Klöch	99,65			4,72	71,57	30,69	22,85				5,09	24,93	3,92									263,43
Mettersdorf	101,31			0,12	64,23	30,62	6,47	6,87		0,18	4,82	24,40	4,32									243,35
Mureck	104,42	0,54		0,86	76,38	27,60	50,54				4,86	24,13										289,33
Murfeld	102,49			7,01	68,62	39,75	3,00				4,79	22,94	1,60									250,22
St.Peter a.O.	105,37			4,80	65,04	30,48	0,96				6,00	18,89	3,96		0,12							235,61
Straden	87,85	3,31		1,39	64,37	29,94	3,02	1,73		0,25	3,73	22,62	4,00	0,36	0,48	0,16	3,25					226,46
Tieschen	95,91				63,24	26,53	10,08				5,53	22,91	2,13		1,19							227,52
Reg. ASZ		20,16	3,87		5,52		8,82	16,00		11,75		3,15	1,97	5,70	0,68	1,07	32,99	2,66	53,44	2,37		170,14
Durchschnitt AWV	120,88	21,67	3,87	4,15	79,99	34,38	70,88	17,10		11,80	5,03	26,66	4,46	6,97	1,30	1,10	33,60	2,66	53,44	2,37		502,28

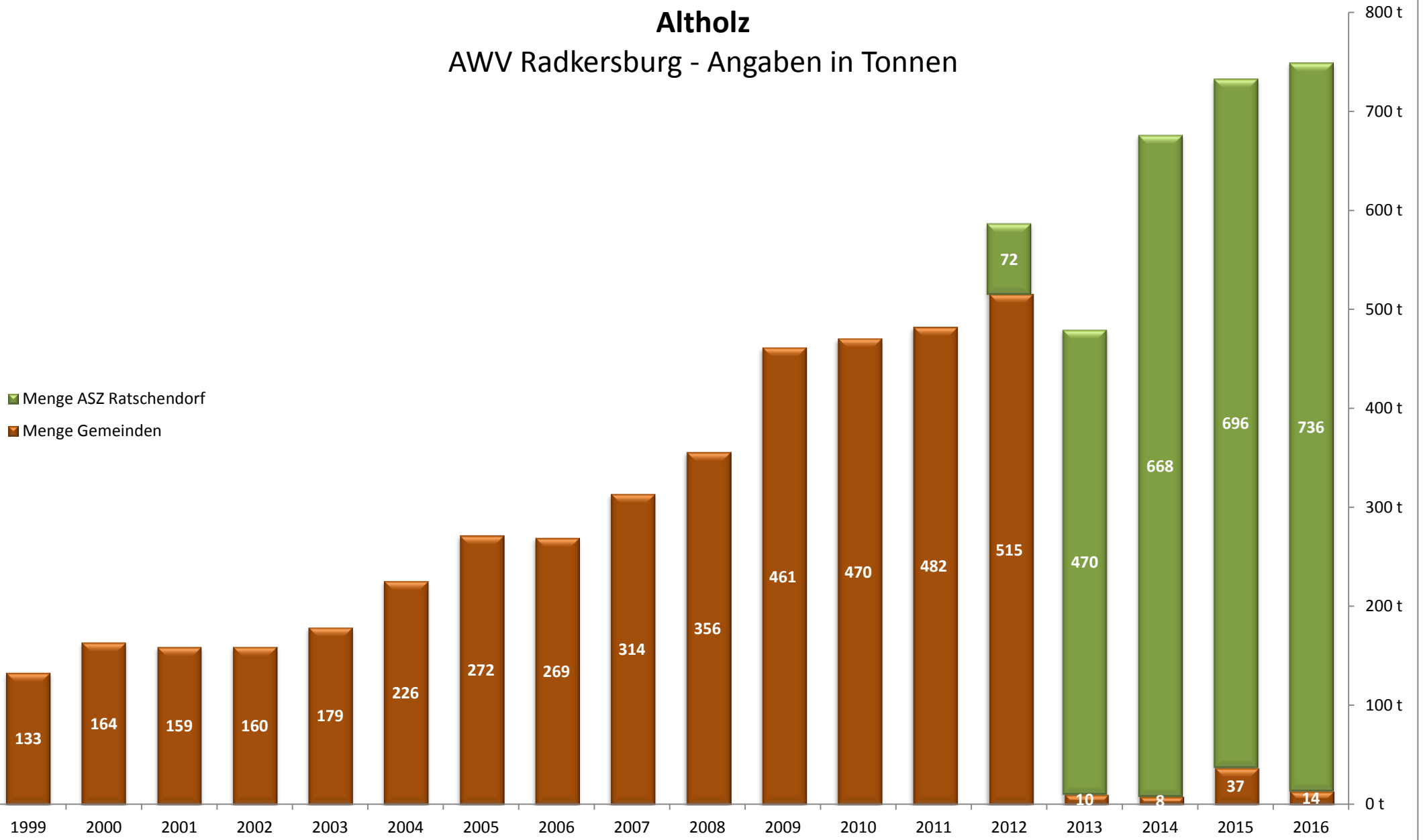
Alteisen

AWV Radkersburg - Angaben in Tonnen



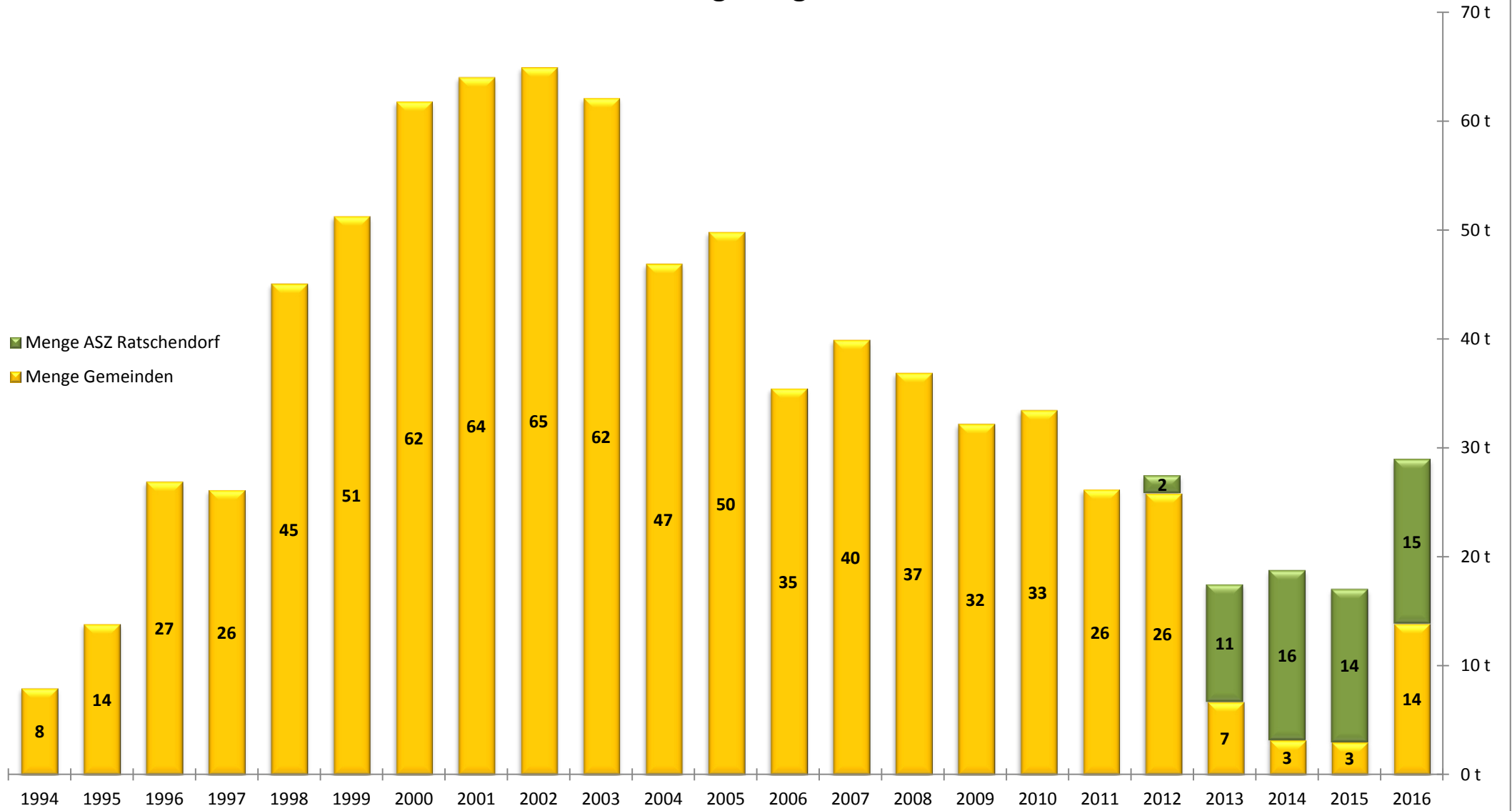
Altholz

AWV Radkersburg - Angaben in Tonnen



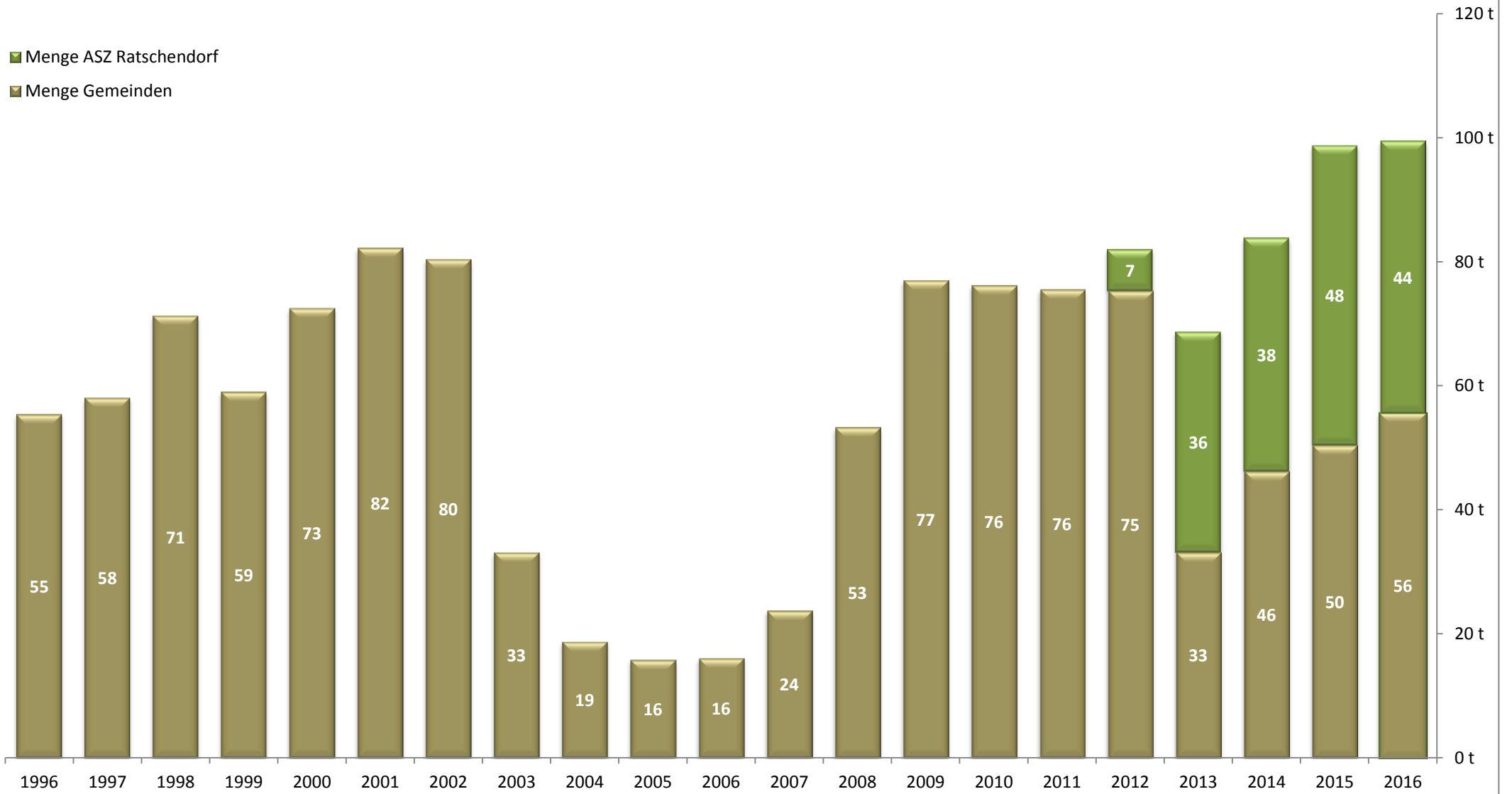
Altspeiseöl und -fett

AWV Radkersburg - Angaben in Tonnen



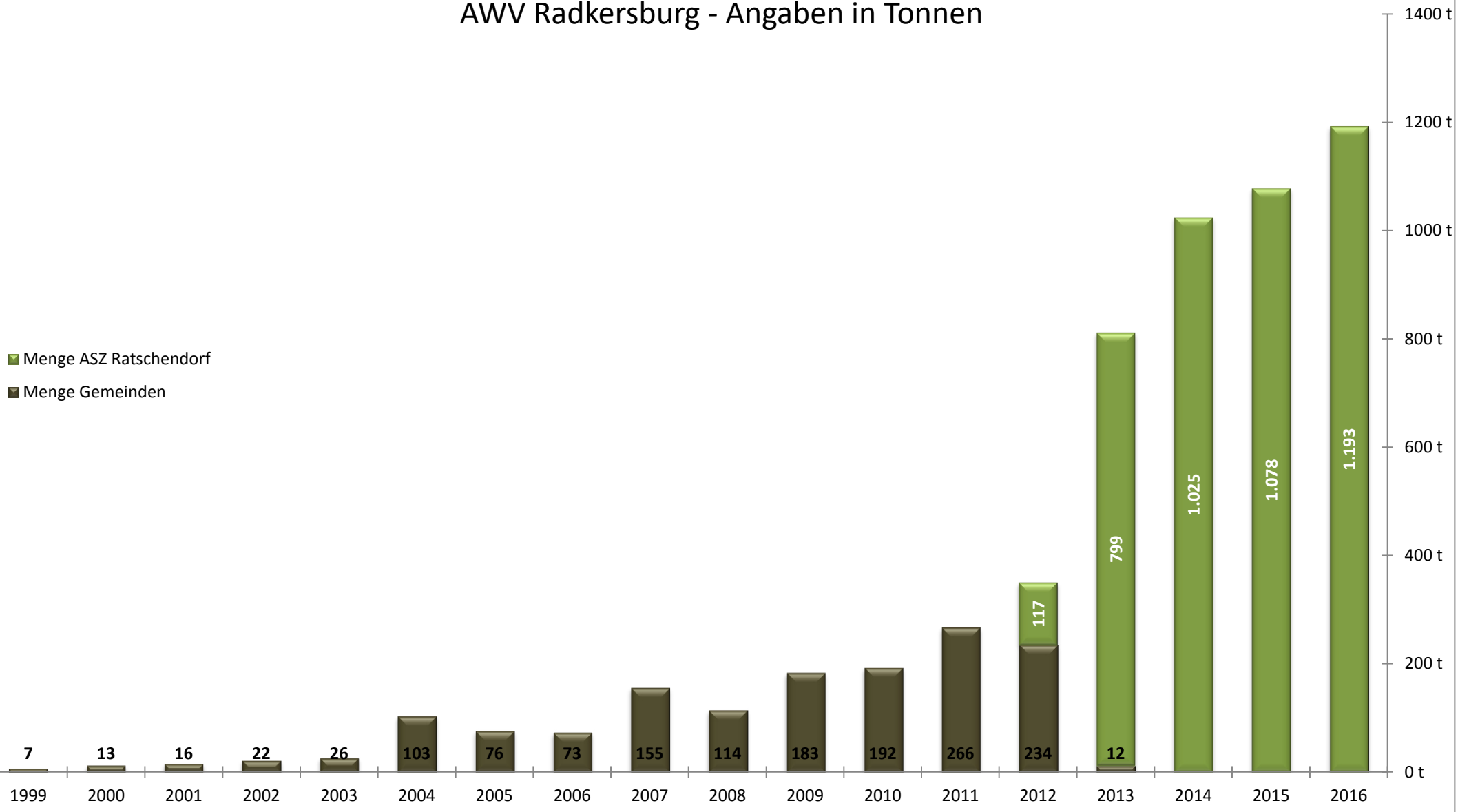
Alttextilien

AWV Radkersburg - Angaben in Tonnen



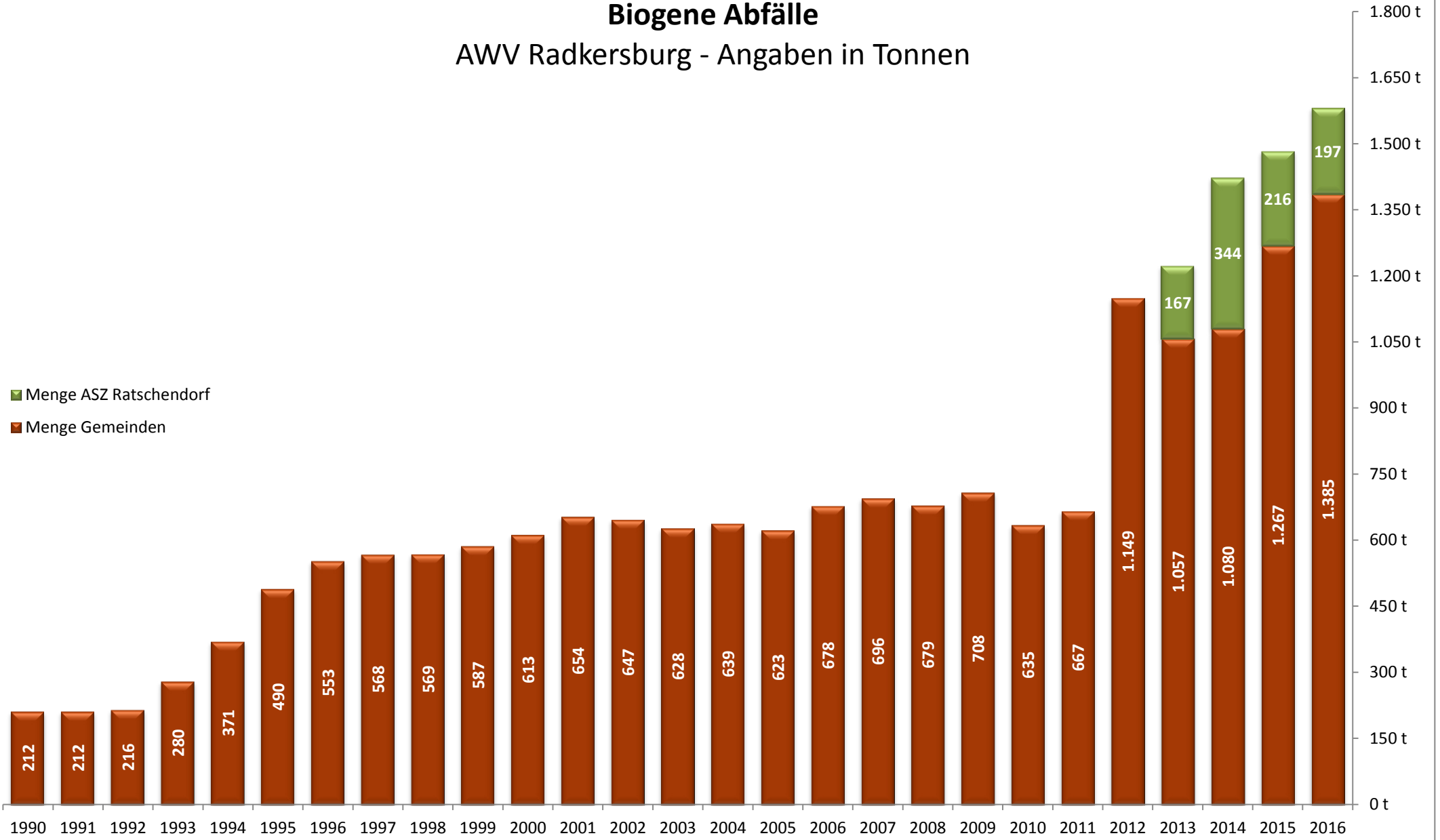
Bauschutt

AWV Radkersburg - Angaben in Tonnen



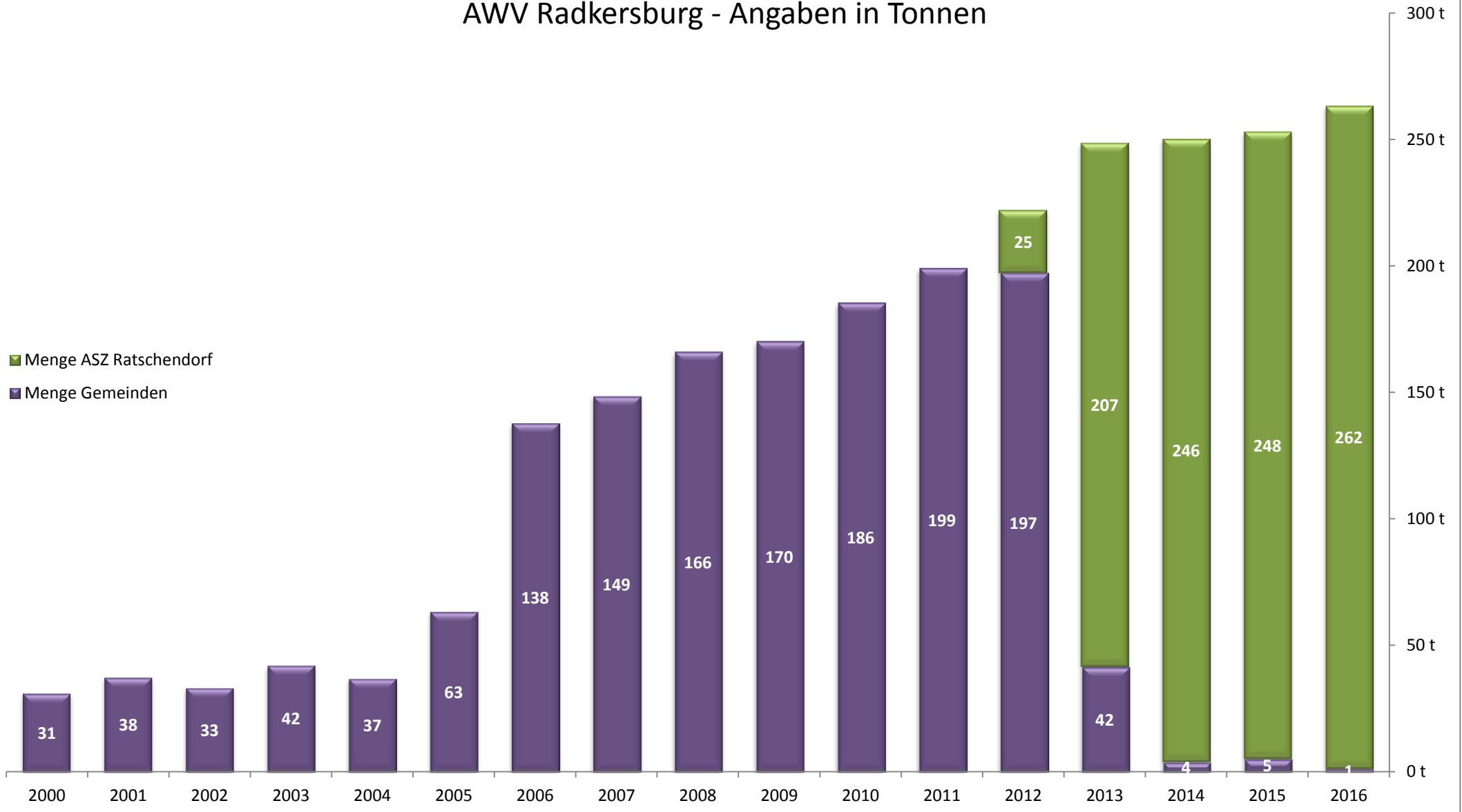
Biogene Abfälle

AWV Radkersburg - Angaben in Tonnen



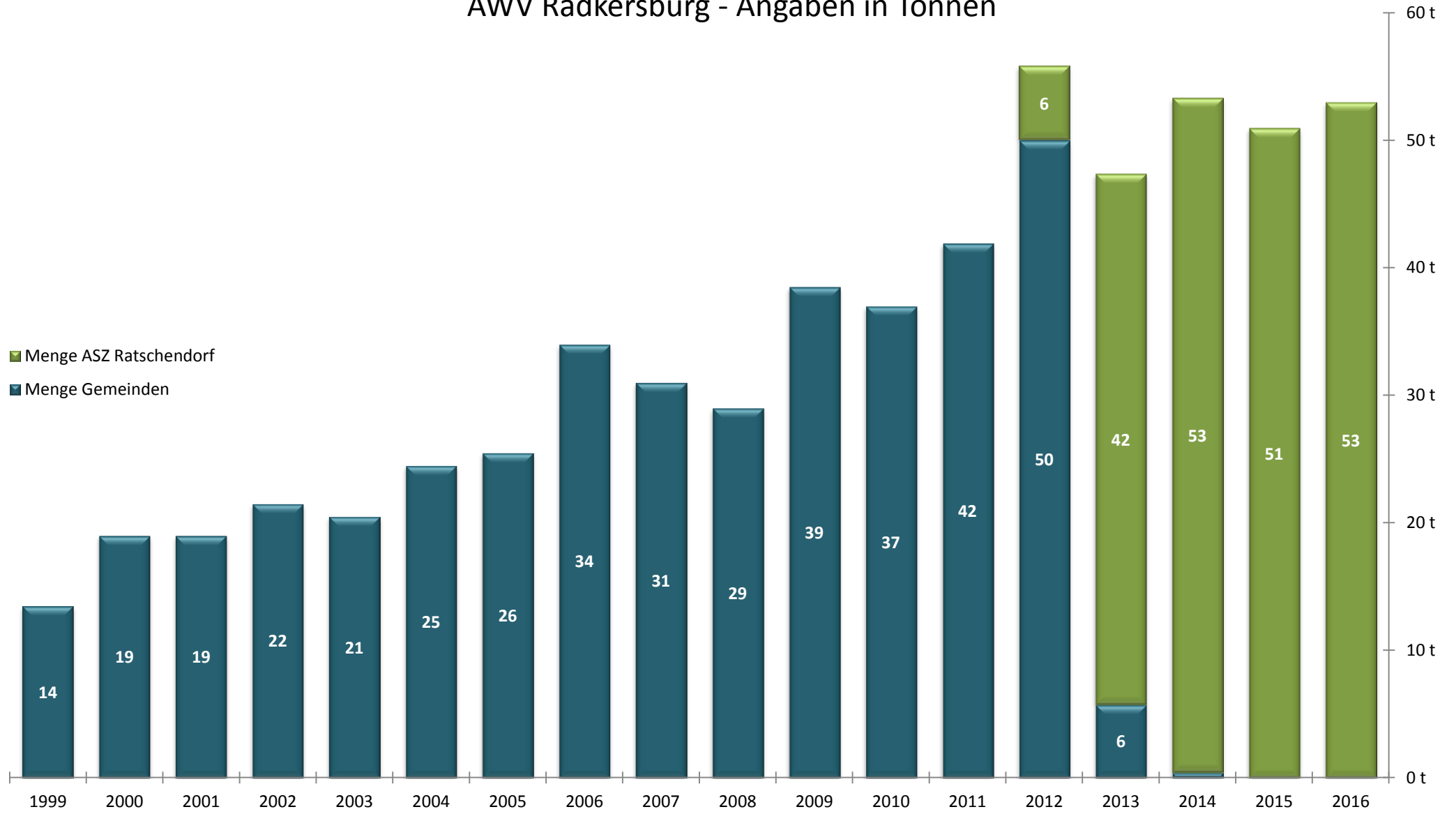
Elektroaltgeräte

AWV Radkersburg - Angaben in Tonnen



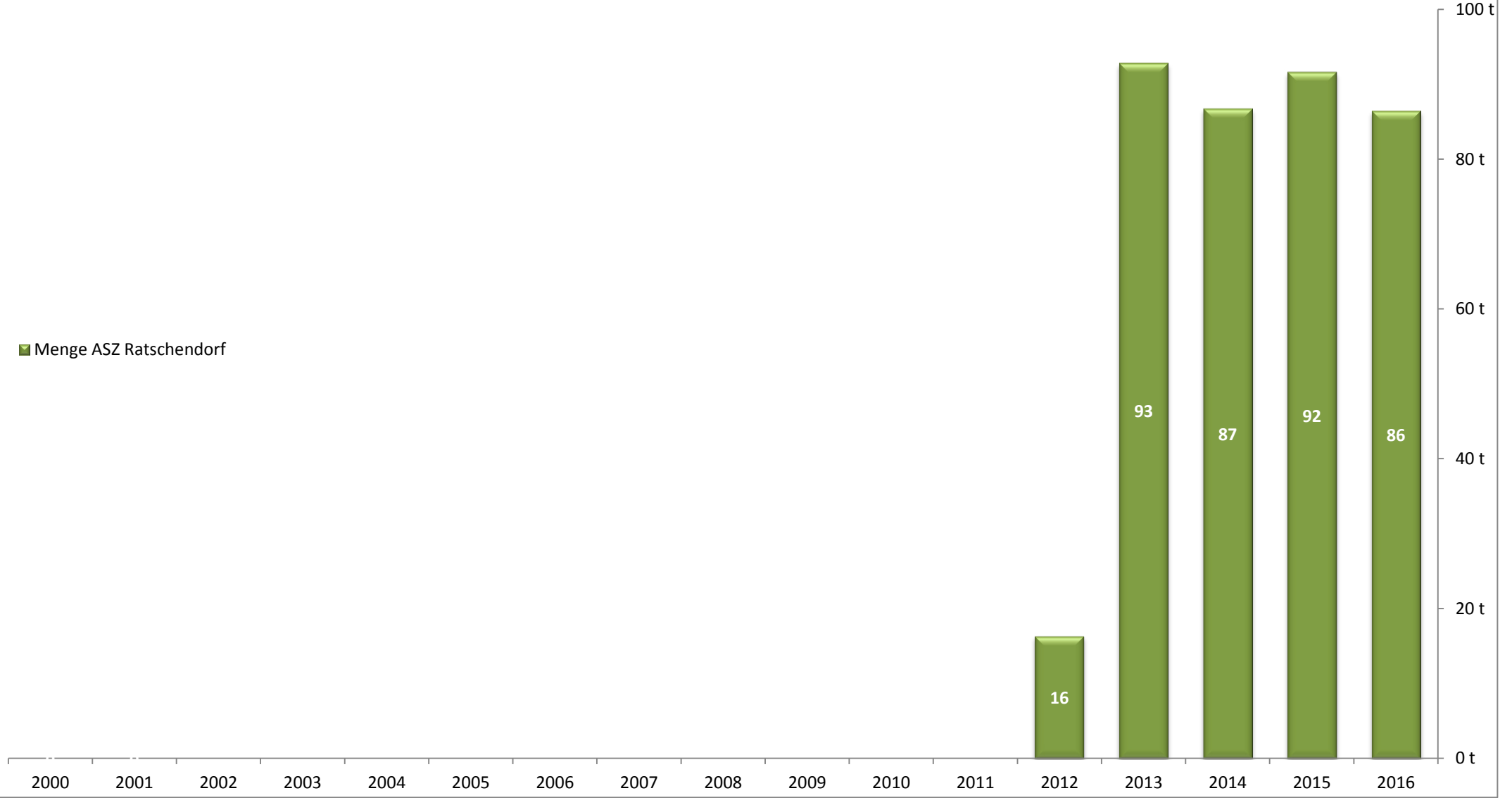
Flachglas

AWV Radkersburg - Angaben in Tonnen



Ausgehärtete Kunststoffe aus dem Sperrmüll

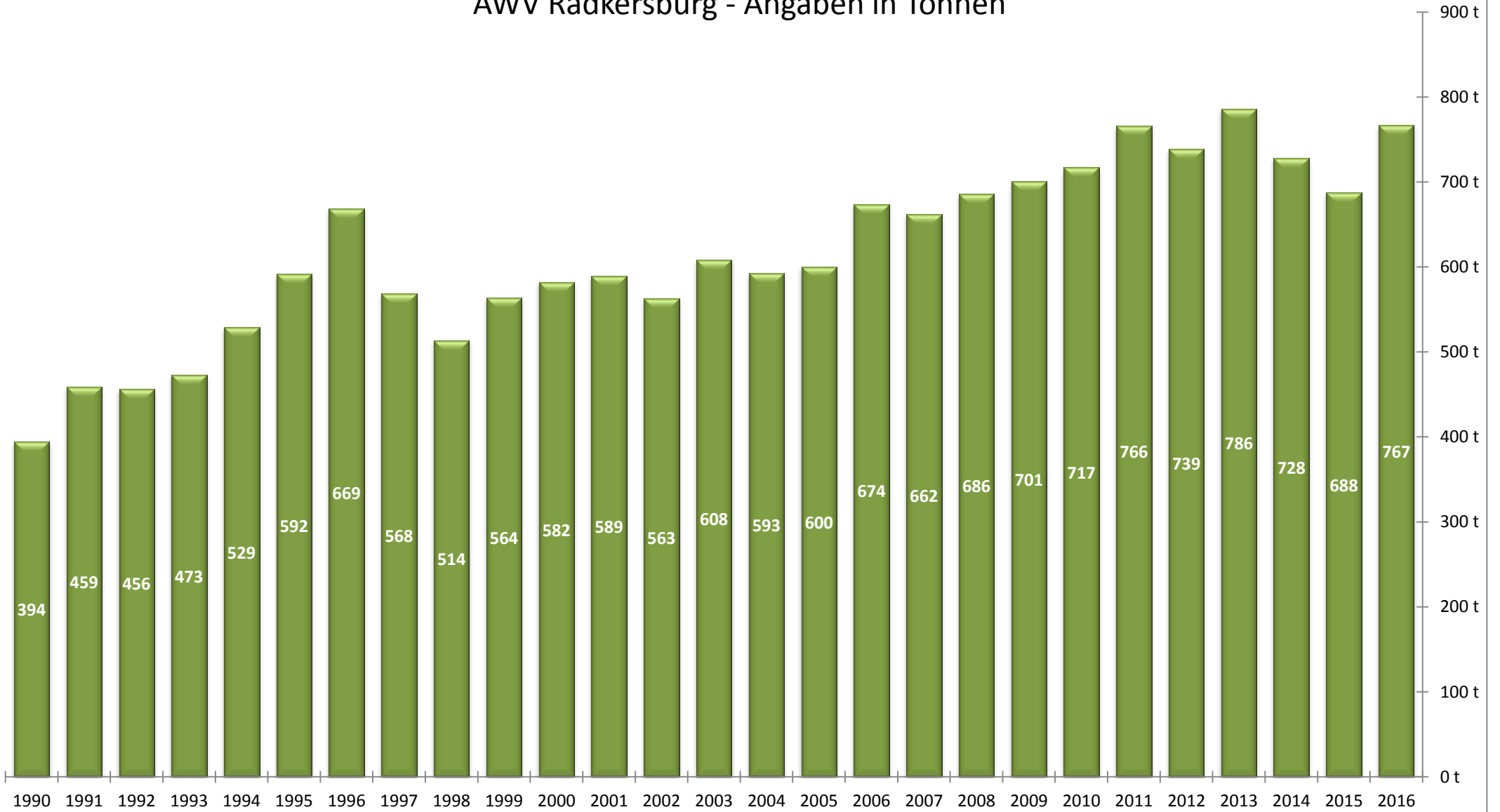
AWV Radkersburg - Angaben in Tonnen



Datenquelle: AWV Radkersburg, Ratschendorf 267, 8483 Deutsch Goritz

Glasverpackungen

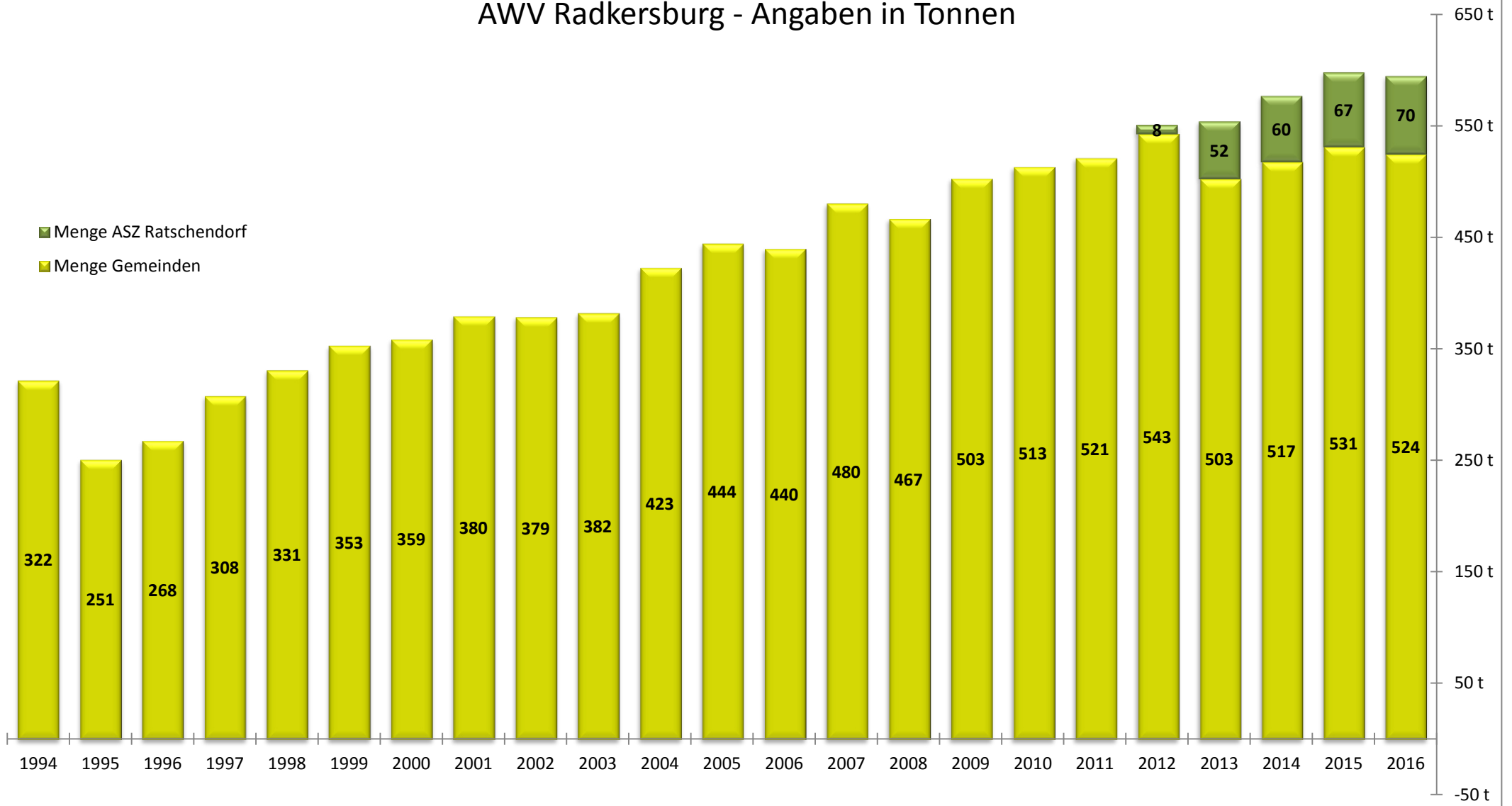
AWV Radkersburg - Angaben in Tonnen



Leichtverpackungen

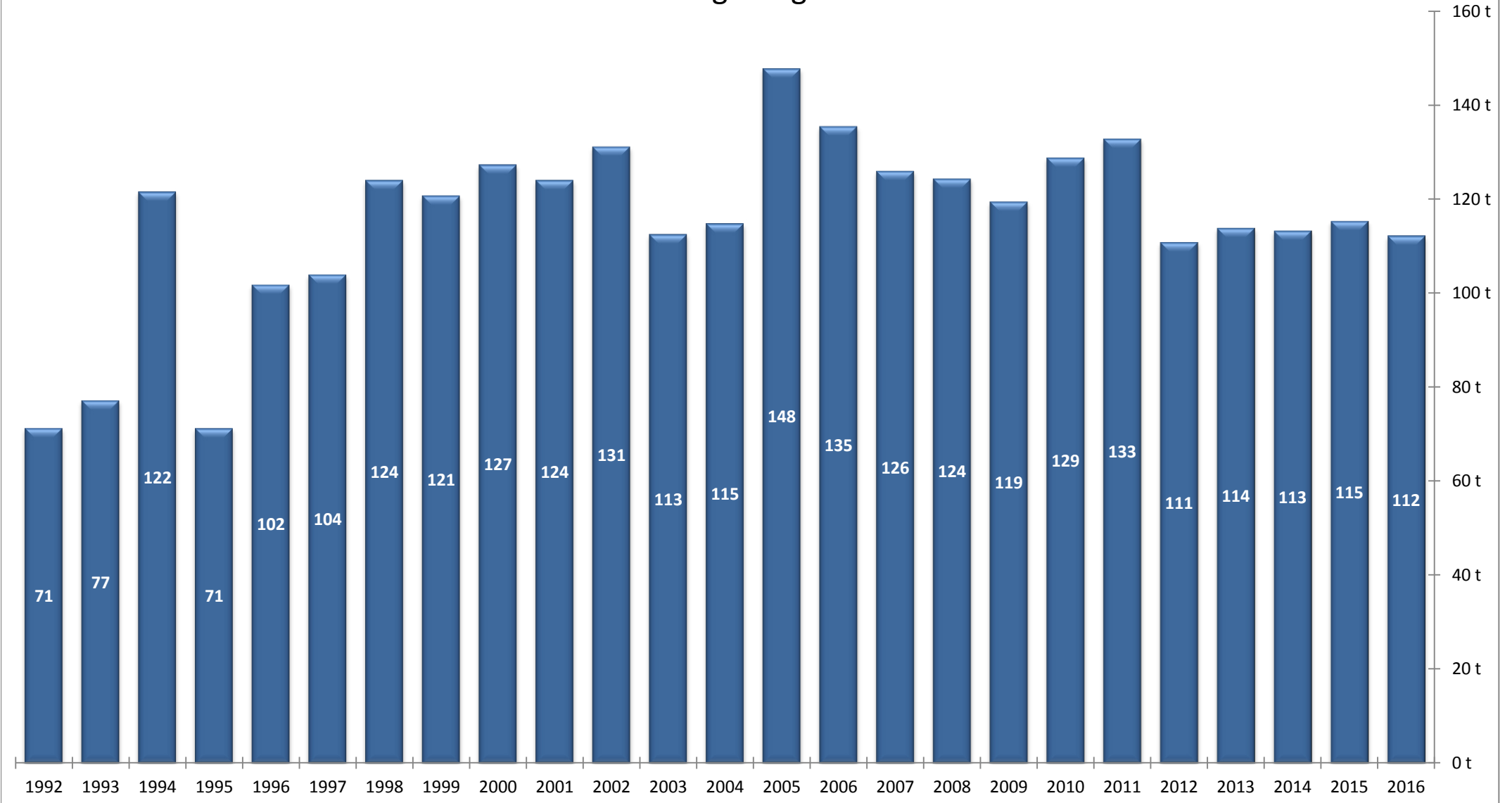
AWV Radkersburg - Angaben in Tonnen

■ Menge ASZ Ratschendorf
■ Menge Gemeinden



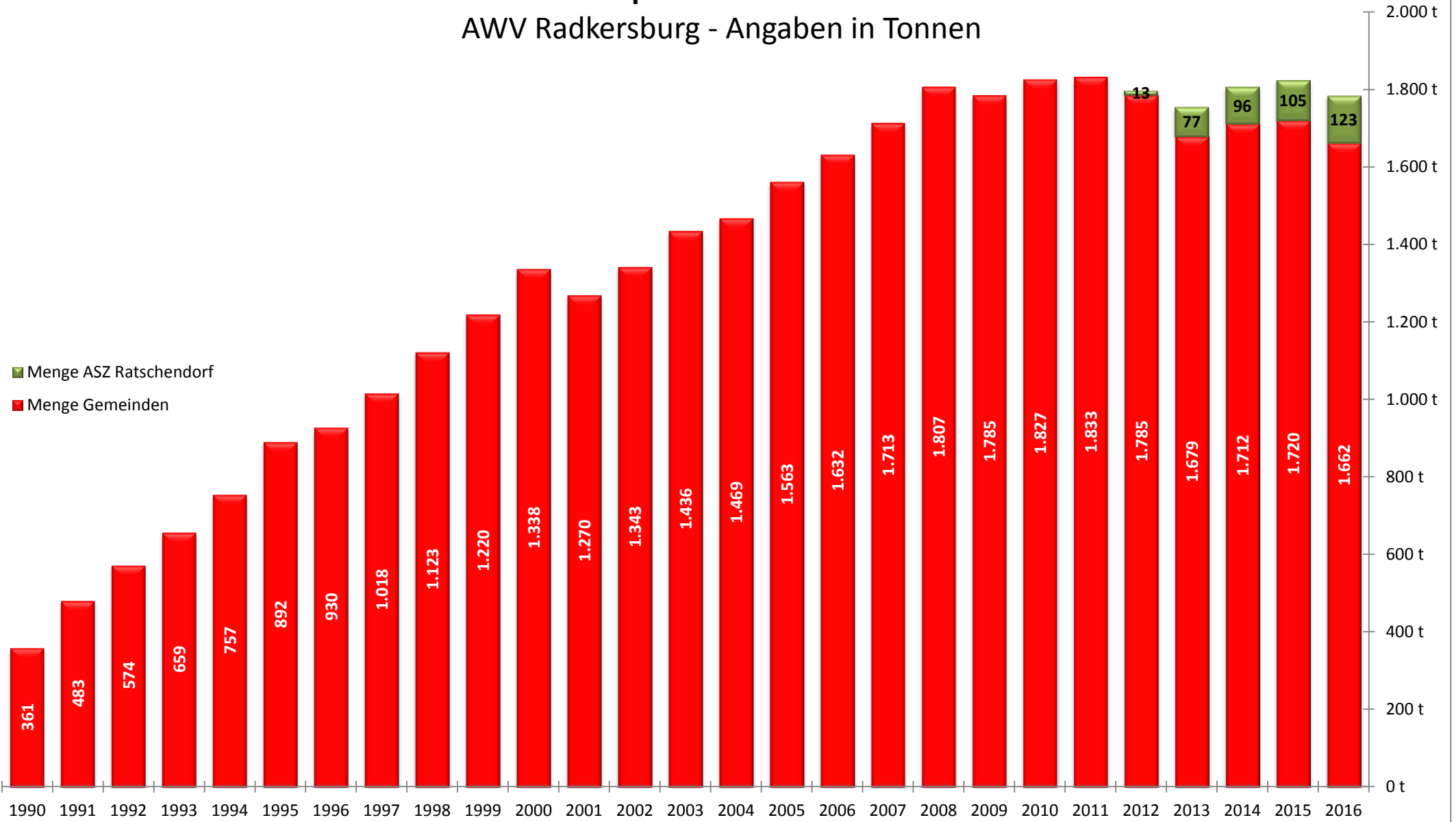
Metallverpackungen

AWV Radkersburg - Angaben in Tonnen



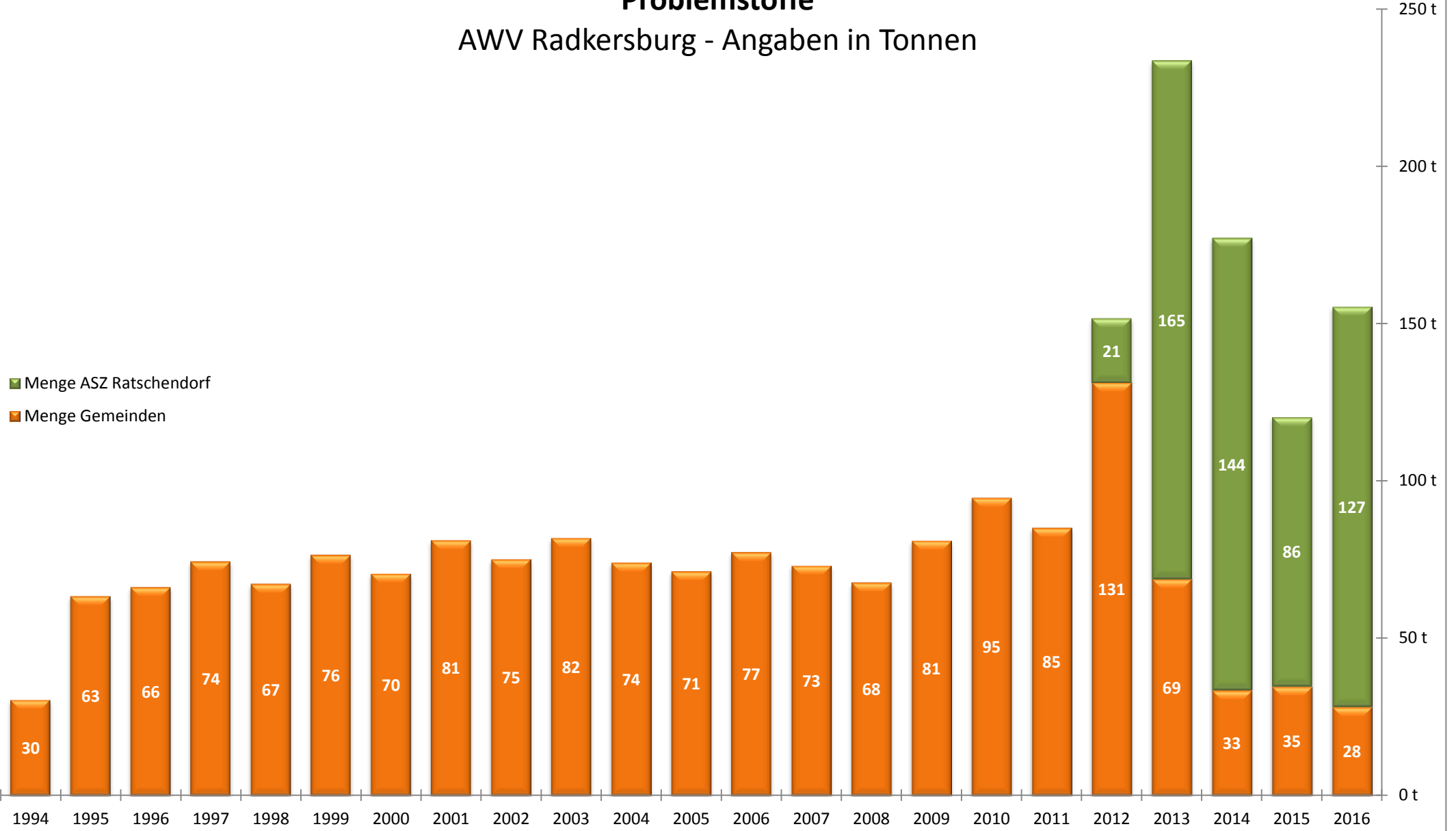
Papier und Karton

AWV Radkersburg - Angaben in Tonnen



Problemstoffe

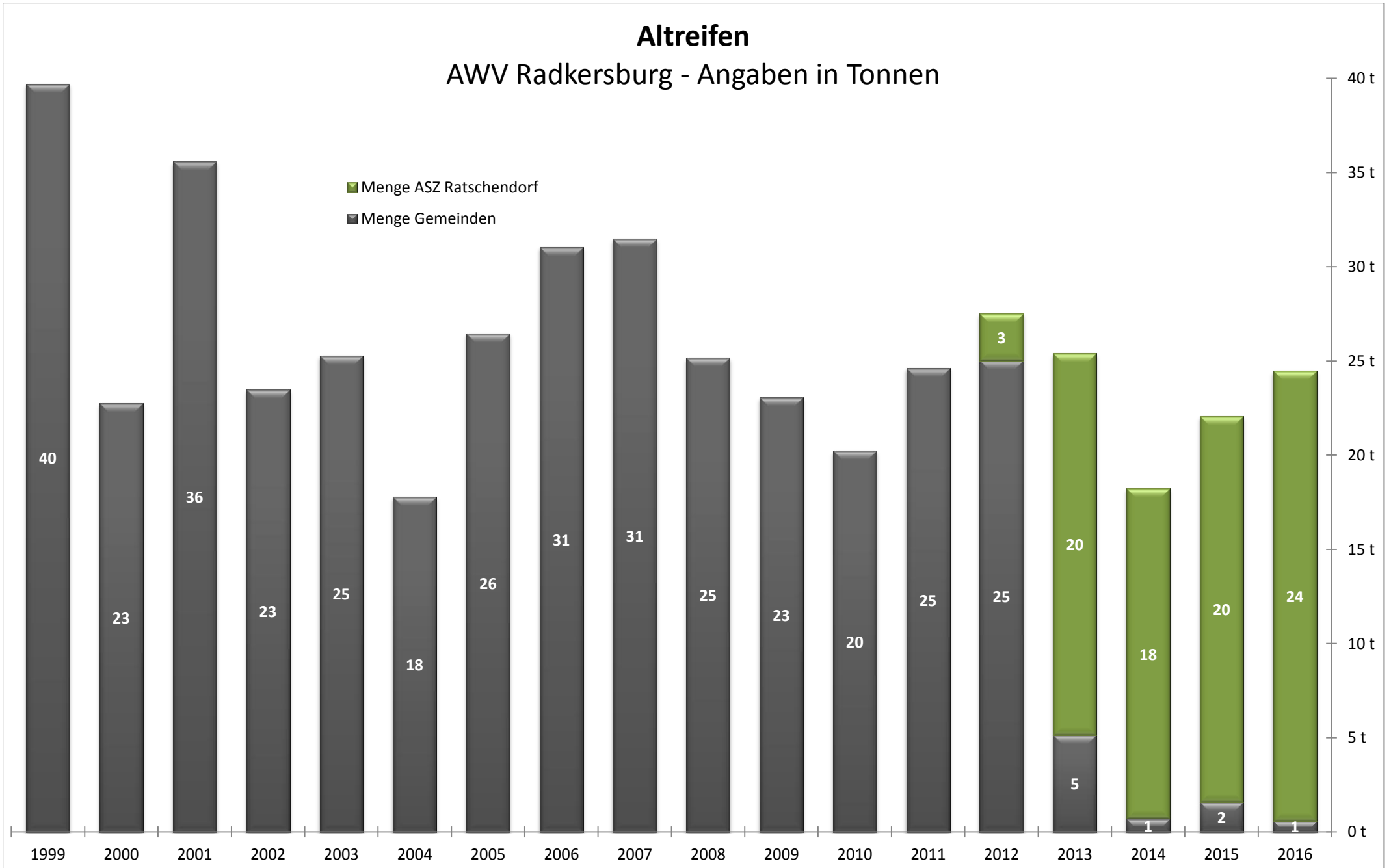
AWV Radkersburg - Angaben in Tonnen



Altreifen

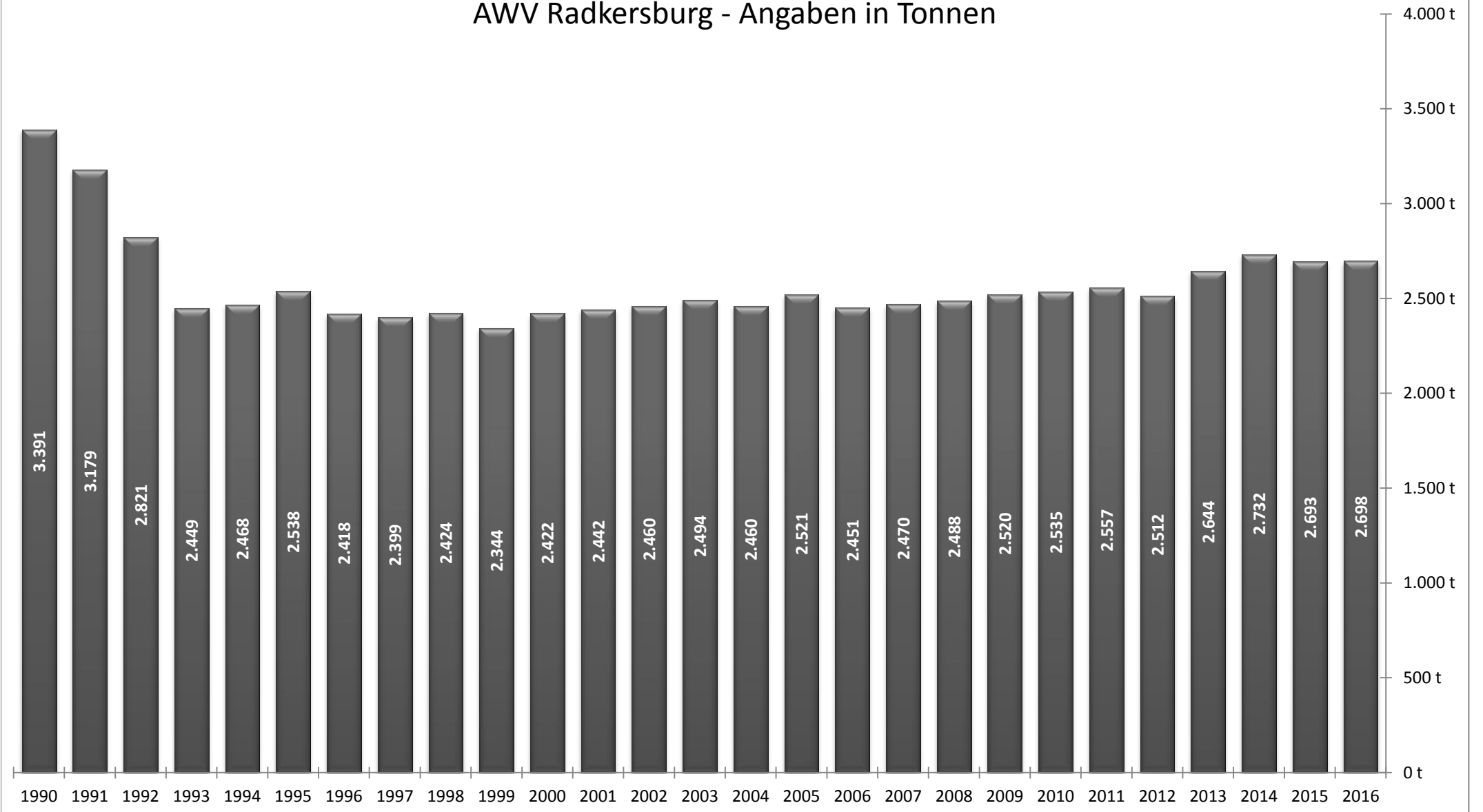
AWV Radkersburg - Angaben in Tonnen

■ Menge ASZ Ratschendorf
■ Menge Gemeinden



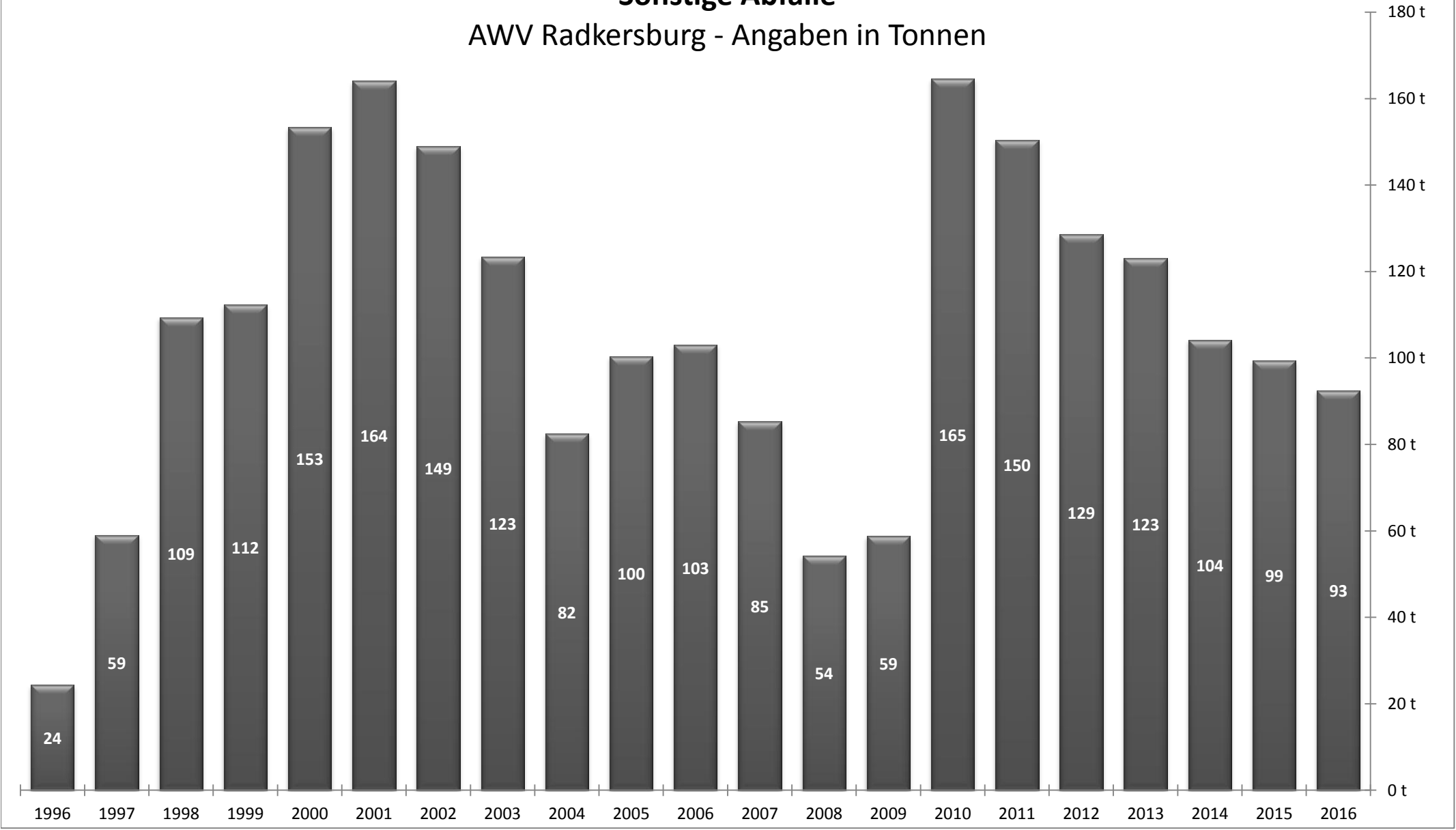
Restmüll

AWV Radkersburg - Angaben in Tonnen



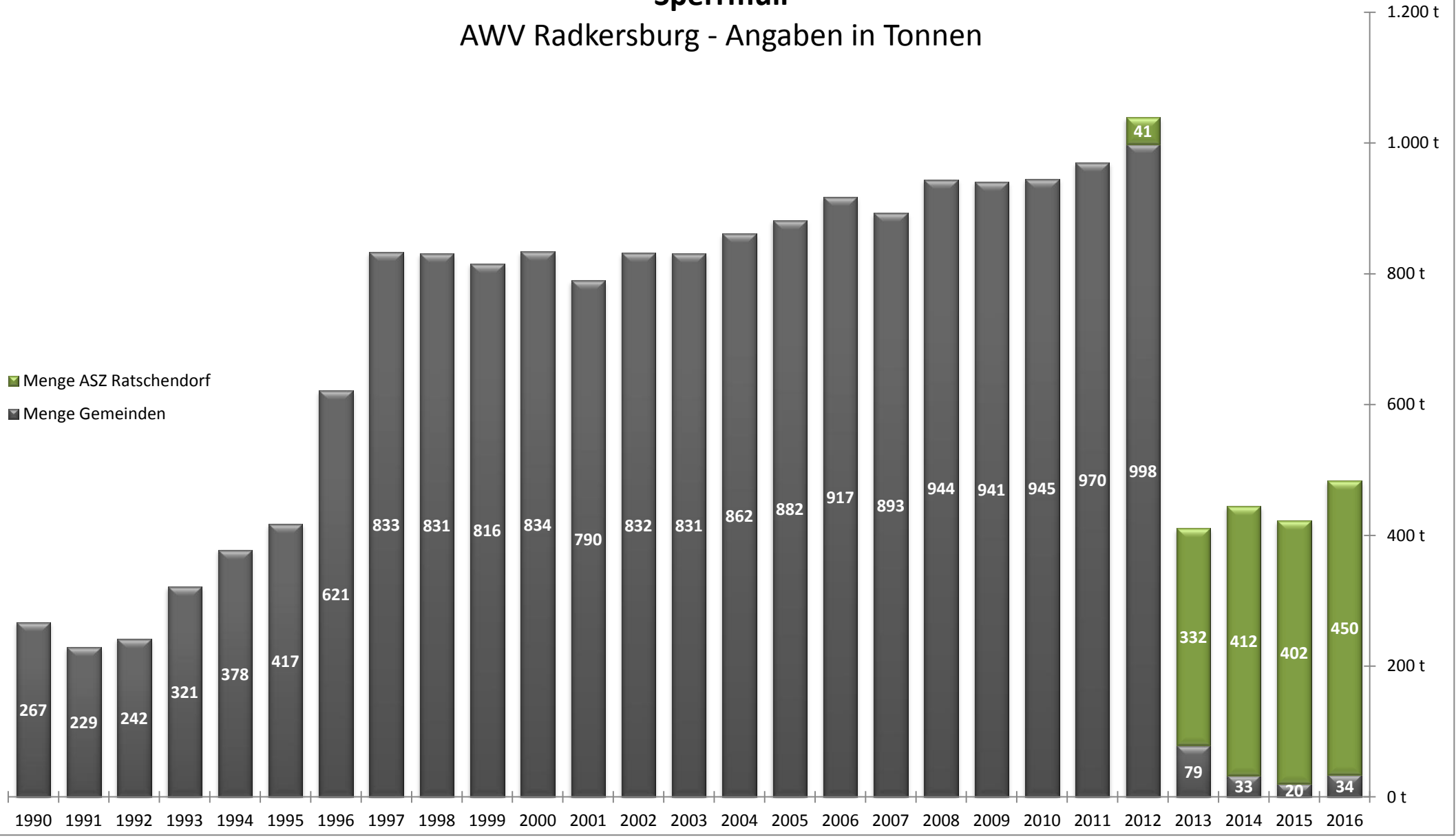
Sonstige Abfälle

AWV Radkersburg - Angaben in Tonnen



Sperrmüll

AWV Radkersburg - Angaben in Tonnen



Datenquelle: AWW Radkersburg, Ratschendorf 267, 8483 Deutsch Goritz